

agathos

A new approach to care improvement

Engage physicians with easy, quick, irresistible feedback

Dashboards on their own do not improve care.

You have high-quality dashboards and metrics for physicians. Unfortunately, they are not driving the change you want. Why? Because busy, patient-oriented physicians rarely use them, and even if they do, these experiences rarely facilitate learning.

Agathos Engage does.

Agathos Engage delivers your trusted metrics to individual physicians in a lightweight mobile experience that shows them how their practice patterns compare to those of their peers. This piques their curiosity and sparks self-determined change that reduces cost of care and improves patient outcomes.

“Everyone knows physicians don’t look at dashboards. Agathos is smartly designed and its nudges actionable”

Ann Cappellari, MD, CMIO

AGATHOS ENGAGE



EASY

Sent to mobile devices via text; no login



QUICK

Individualized quality metrics reviewable in minutes



IRRESISTIBLE

Trusted peer references pique curiosity, engagement

Sample text message to physicians:

Curious to see how many CTs you ordered compared to your colleagues? Click the link to see your data: <https://agathos.app/1234>



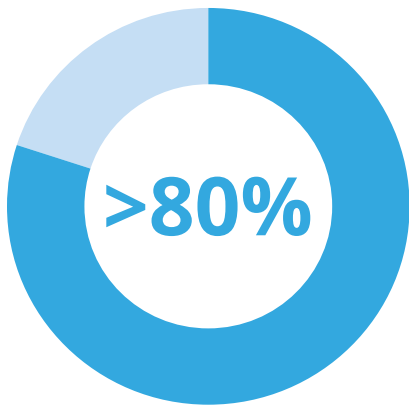
**Yes, you have a robust, talented IT team.
No, they will not build this.**

Once you experience how easy it is to implement Agathos Engage, and how difficult it would be to recreate and maintain (even assuming prioritized), you will be glad you “bought” (vs. “built”). To this date, we have yet to see an internal team or third party scale delivery of their metrics via text — including the many who said they would.

Agathos Engage stands alone.

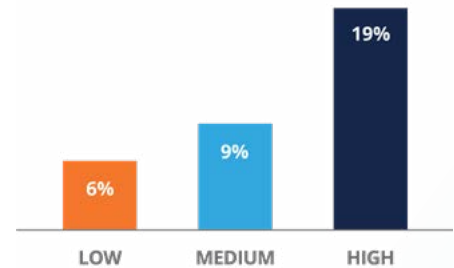
The evidence is clear. The more physicians engage, the more they change.

There is rich and accumulating [external evidence](#) of how “nudge” factors, social proofing, and intrinsic incentives drive practice change. Here is our latest partner data on provider engagement and the statistically significant link between level of engagement and positive change.



Our monthly active user engagement is over 80%.

Positive Relative % Change by Category of Engagement*



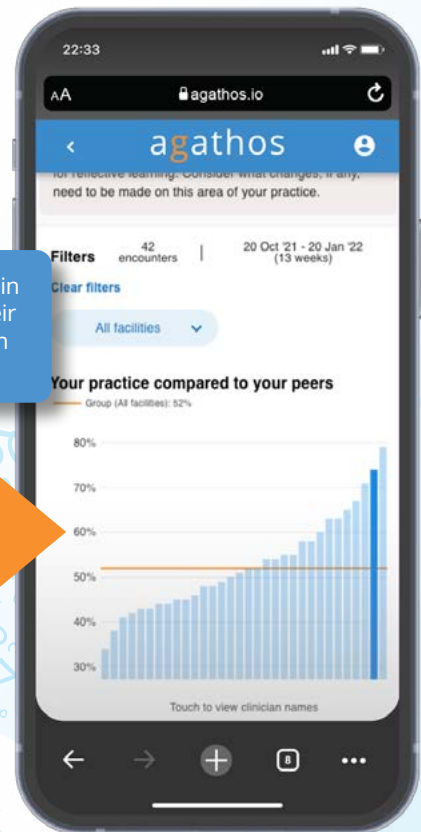
* 200 users receiving 7 metrics, >5 sends, each; p < 0.01

How it works

With Agathos Engage, your trusted data is processed for quick and easy mobile viewing

Sample text message to physicians:

Congrats, you are one of the top performers in your group for helping patients complete their breast cancer screening. Click the link to learn more: <https://agathos.app/1234>



GET STARTED

Visit [Agathos](#) to learn more.